

FAIRFIELD POLICE

Monthly Report – June 2018



Chief Gary MacNamara

Fairfield Police Department

www.fpdct.com

This page intentionally left blank.

Section 1: Bureau / Division Reports

- **Patrol Division**
- **Support Services Bureau**
- **Special Services Bureau**

Section 2: Statistical Activity Summary

Overall Activity

Calls for Service - Total

Alarm Response Summary

Calls for Service – Detailed

Motor Vehicle Activity

Motor Vehicle Accidents

Motor Vehicle Enforcement - Action

Motor Vehicle Enforcement - Violation Type

Parking Ticket Summary

Criminal Activity

Criminal Incidents by Patrol

Criminal Activity by Month

Criminal Arrests by Month

Section 1: Bureau / Division Reports

Letters of Recognition

Edward Keane from the University of New Haven sent a letter of thanks to Captain Zabin and Officer Newkirchen for their presentation on the Fairfield Police CIT program.

Jeffrey Engborg, general manager of the Pequot Yacht Club sent a note of thanks recognizing Officer Wiltsie and Officer Csizmadia for their assistance during the yacht club's annual safety drill.

Noteworthy Police Work

Sergeant Paris recognized the following officers for their work during a motor vehicle pursuit by Bridgeport PD. The vehicle was a stolen vehicle and was being pursued on I-95. Officer Beattie was able to deploy stop-sticks as the vehicle reached Exit 19, disabling three tires. The occupants of the vehicle then stopped and ran from the vehicle on Spruce Street. Officer Colwell apprehended 2 of the suspects and Officer Beattie apprehended a third suspect. Officers continued to search for the fourth suspect who was later apprehended.

Sergeant Gunter, Officer Beattie, Officer Colwell, Officer Chamberlain, Officer Wells, K-9 Jagger.

Lt. Bloch recognized Sergeant Riendeau for his arrest of two suspects after he found 14 baggies of crack cocaine during a traffic stop.

Lt. Bloch recognized Sergeant Irizarry, Officer DeAngelis and Officer Kaesmann for their work during an armed robbery. One of the suspects was located and taken into custody. Money was also recovered.

Sergeant Riendeau recognized Officer Zerella for his investigation during a traffic stop that resulted in identifying a suspect wanted in several burglaries in the Fairfield area.

Patrol

18-22388 | 11:30 AM | Assistance | Wells, K | Beardsley Park

Bridgeport PD requested a K9 respond to Beardsley Park to search for suicidal individual.

- Officer Wells met near the Dam and started a track for the subject.
- On scene the subject was located.

18-22059 | 4:37 PM | | Beattie, W | Spruce St/Rennell Dr

Red -1 alerted Patrols that Bridgeport PD was in pursuit of a stolen vehicle on I-95 southbound at Exit 26.

- Off. Beattie was able to spike the vehicle as it exited into Fairfield.
- The vehicle crashed and the suspects (4 occupants) bailed out of the stolen vehicle and ran from the scene.
- A perimeter was set up by patrol officers.
- Off. Colwell and other officers were able to take 3 juveniles into custody and Off. Beattie took the 4th juvenile into custody.
- All juveniles were charged and released to their guardians.

18-22444 | 0145 AM | Zerella / Post Rd.

Officer Zerella initiated a motor vehicle stop for misuse of plates. During the stop he questioned the operator about a large pry bar observed on the passenger seat.

- After probable cause was developed he initiated a search of the vehicle where he located a bag containing a mask and other suspected burglary tools.
- Days later MTA contacted our agency due to Zerella's recent inquiry on the license plate, which they believed to be involved in multiple recent crimes at several train stations, including two in Fairfield. The crimes included a burglary and multiple forced entries into ticket kiosk machines.
- Due to Zerella's thorough and persistent investigation, multiple felonies spanning several jurisdictions, including Fairfield, were solved.

18-24203 | 9:39 PM | Robbery | McGrath, J | 00350 Jennings Rd

ECC received report of an armed robbery at Star Towing 350 Jennings Rd.

Sgt. Irizarry coordinated a response and perimeter.

- A K-9 response and track by Off. Kaesmann and Sgt. Irizarry was initiated.
- While on the perimeter, Off. Deangelis reported 'one in custody' (17y/o).
- Simultaneously, the K-9 track was leading to, and within a short distance of, the apprehension point.
- Based upon information gathered from witnesses, the other male was seen in the area of Longfellow Ave. A perimeter was set and K-9 track started.
- Discarded proceeds from the Robbery were discovered by the K-9 handlers.
- Under investigation by the Detective Bureau.

Support Services Bureau

Training

Several officers were sent to the following classes:

- First Line Supervisor – Critical Incident
- Motorcycle Operator Course
- Human Trafficking
- Powers and Responsibilities of Legal Traffic Authority

Animal Control

Complaints: **101**

Wildlife related complaints: **47**

Animals tested for rabies: **3**

Wildlife testing positive for rabies: **0**

Animal bites: **5**

Enforcement:

Written warnings: **14**

Infractions: **1**

Misdemeanors: **0**

Sold as pet: **1 dog, 1 cat,**

Animal Control will be continuing directed enforcement at town beaches and open space areas as staffing permits.

Animal Control is promoting the heat kills program again this year and has approached several more businesses to have the signs posted in their parking areas.



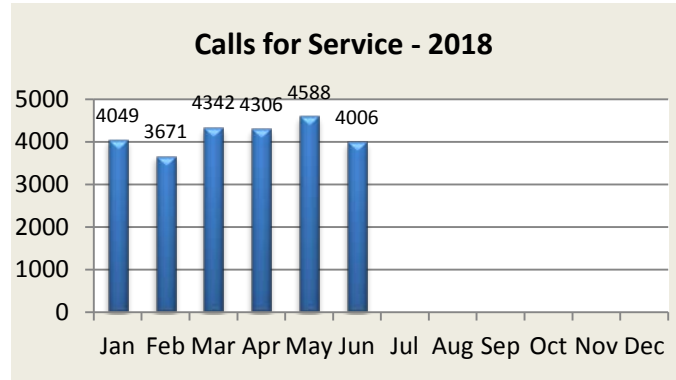
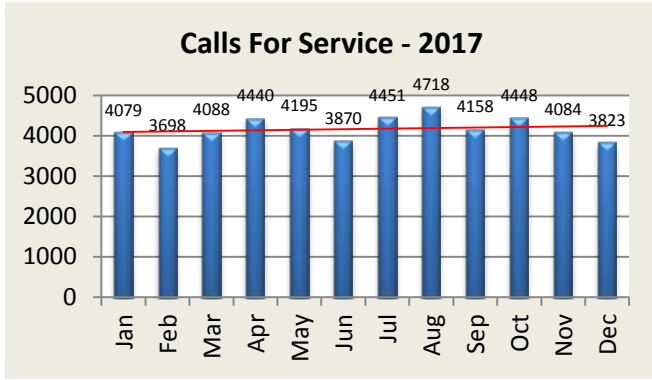
Animal Control passed its annual inspection by the State of Connecticut Department of Agriculture, Animal Control Division.

Section 3: Statistical Activity Summary

TOTAL CALLS FOR SERVICE

Calls for Service	Jan	Feb	Mar	Apr	May	Jun	Jul	Aug	Sep	Oct	Nov	Dec	YTD
2017	4079	3698	4088	4440	4195	3870	4451	4718	4158	4448	4084	3823	50,052
2018	4049	3671	4342	4306	4588	4006							24,962

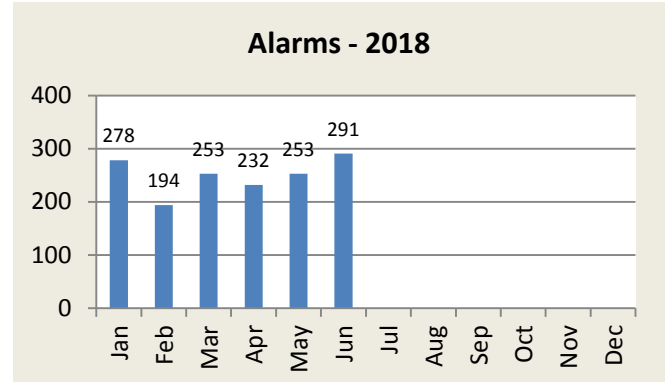
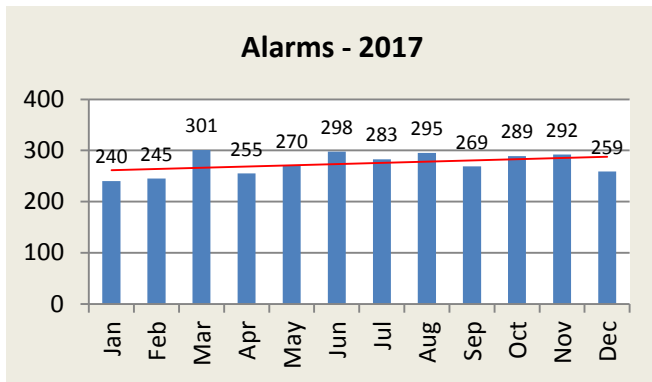
Note: Includes miscellaneous calls that may not be listed under the call analysis section



ALARM RESPONSE SUMMARY

Total Alarms	Jan	Feb	Mar	Apr	May	Jun	Jul	Aug	Sep	Oct	Nov	Dec	YTD
2017	240	245	301	255	270	298	283	295	269	289	292	259	3,296
2018	278	194	253	232	253	291							1,501

False Alarms	Jan	Feb	Mar	Apr	May	Jun	Jul	Aug	Sep	Oct	Nov	Dec	YTD
2017	221	230	284	240	254	280	268	275	259	271	280	258	3,120
2018	274	191	251	232	253	291							1,492

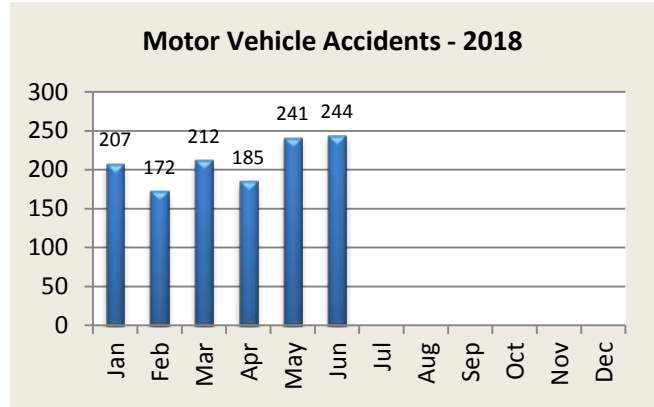
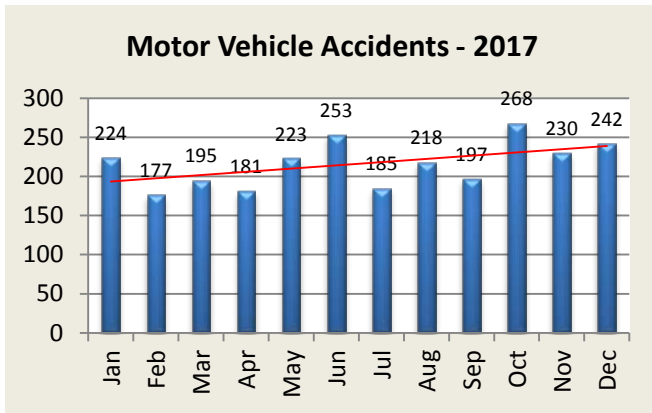


Calls For Service - Detailed Summary

Calls for Service - Type	Jan	Feb	Mar	Apr	May	Jun	Jul	Aug	Sep	Oct	Nov	Dec	YTD
911 Hang Up	7	9	8	7	7	9							47
Abandoned Vehicles	5	5	8	8	8	10							44
Alarms	278	194	253	232	253	291							1501
Animal Complaints	77	82	91	74	108	135							567
Assaults	0	1	4	1	0	3							9
Assistance	191	148	182	141	173	175							1010
Bank Escorts	19	18	19	24	23	21							124
Bomb Threats	0	0	0	0	1	0							1
Breach of Peace	68	45	42	54	71	49							329
Burglary	1	11	10	3	6	2							33
BusinessChecks	1169	1221	1256	1200	1258	996							7100
Cancelled Alarms	61	46	67	50	72	54							350
Community Events	47	38	36	30	57	30							238
Door Open	3	2	3	2	4	9							23
Drowning	0	0	0	0	0	0							0
EMS	419	309	333	344	405	372							2182
Funeral Escorts	21	12	19	26	22	15							115
Harassment	11	16	18	13	13	23							94
Intoxicated Subjects	2	8	3	3	5	5							26
Investigations	187	196	171	178	209	216							1157
Larceny	17	25	21	27	34	37							161
MVA	207	172	212	185	241	244							1261
Medical Alarms	1	1	3	1	1	1							8
Psychiatric calls	1	3	1	3	2	3							13
Missing Persons	5	4	1	0	1	4							15
Narcotic Violations	10	7	6	11	5	8							47
Noise Complaints	17	11	19	33	60	30							170
Parking Complaints	36	31	26	42	48	58							241
Pistol Permit Apps	17	12	18	13	16	10							86
Reckless Driver	26	21	23	29	39	36							174
Recovered Property	10	11	8	14	13	13							69
Road Hazard	33	38	279	33	40	35							458
Robbery	1	2	3	2	0	1							9
Sex Violation	0	0	0	0	0	0							0
Shoplifter	21	15	25	21	13	21							116
Stolen Vehicles	4	3	5	3	4	5							24
Suicide	0	0	1	0	0	0							1
Suicide Attempts/Threats	9	2	2	7	1	0							21
SuspiciousActivity	63	67	86	66	75	67							424
Theft from MV	26	12	18	10	17	24							107
Trespasser	6	6	7	13	7	6							45
Vandalism	5	13	3	11	10	7							49

MOTOR VEHICLE ACTIVITY

MV Accidents	Jan	Feb	Mar	Apr	May	Jun	Jul	Aug	Sep	Oct	Nov	Dec	YTD
2017	224	177	195	181	223	253	185	218	197	268	230	242	2,593
2018	207	172	212	185	241	244							1,261



MV Enforcement	Jan	Feb	Mar	Apr	May	Jun	Jul	Aug	Sep	Oct	Nov	Dec	YTD
Warnings - 2017	357	360	330	368	281	207	405	286	238	234	251	175	3,492
2018	235	254	213	256	260	225							1,183

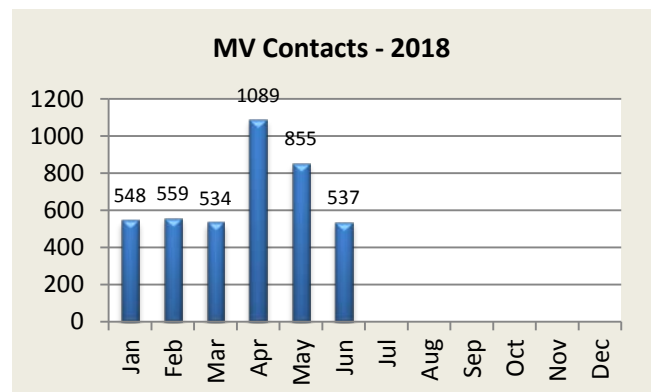
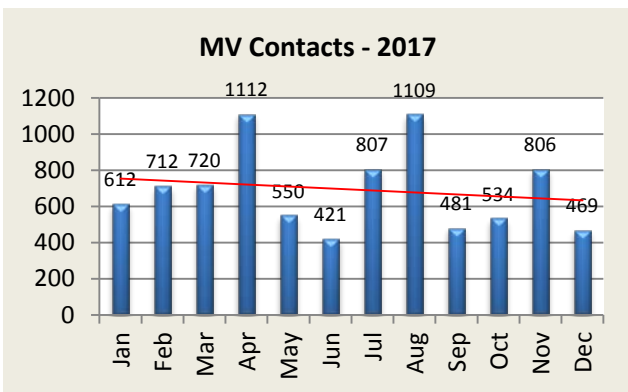
Infractions - 2017	190	288	311	663	219	173	333	760	184	267	511	257	4,156
2018	258	230	277	749	535	262							2,311

Misdemeanor - 2017	39	36	54	52	42	23	51	41	37	14	29	21	439
2018	31	43	25	55	39	31							224

Custodial - 2017	8	11	6	18	5	8	13	14	4	6	8	8	109
2018	12	19	12	11	3	11							68

DUI Arrests - 2017	6	2	11	6	4	9	7	7	4	9	11	8	84
2018	6	7	11	13	8	5							50

MV Contacts - 2017	612	712	720	1112	550	421	807	1109	481	534	806	469	8,333
2018	548	559	534	1089	855	537							4,122

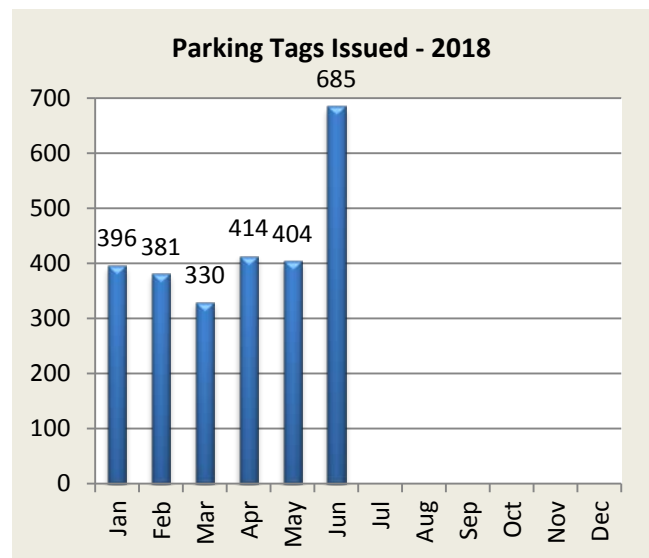
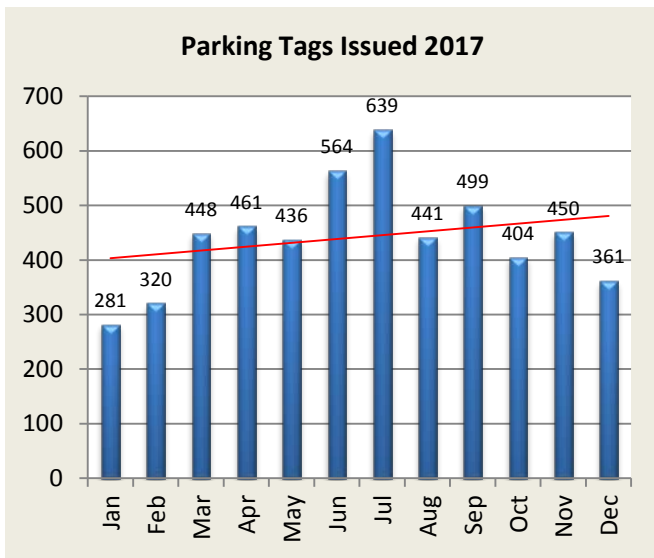


MV Enforcement: Type	Jan	Feb	Mar	Apr	May	Jun	Jul	Aug	Sep	Oct	Nov	Dec	YTD
Speeding Violations	125	139	194	200	137	112							907
Seatbelt Violations	1	4	2	89	135	46							277
Registration Violations	49	60	43	64	70	48							334
License Violations	18	21	18	42	31	19							149
Distracted Driving	12	11	5	370	137	30							565
Suspended Licence	24	33	15	49	27	21							169
Traffic Light Violation	30	28	25	25	21	14							143

The above incidents are a overview of common violations. These statistics are not the only motor vehicle enforcement actions taken. The above show top 6 violations for the month.

PARKING TICKET SUMMARY

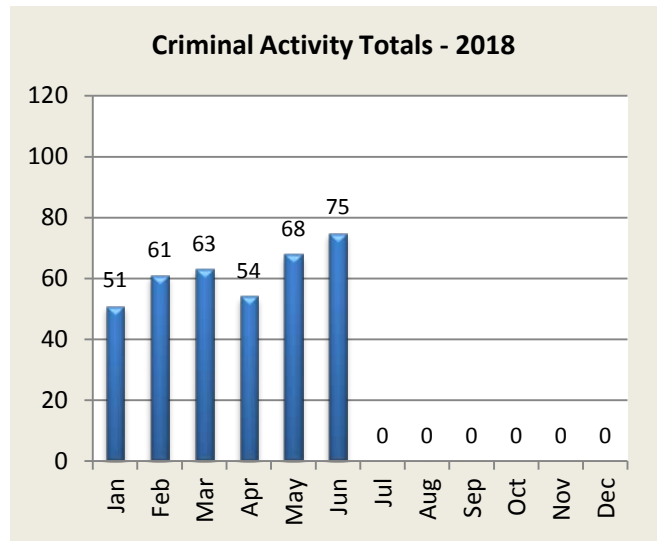
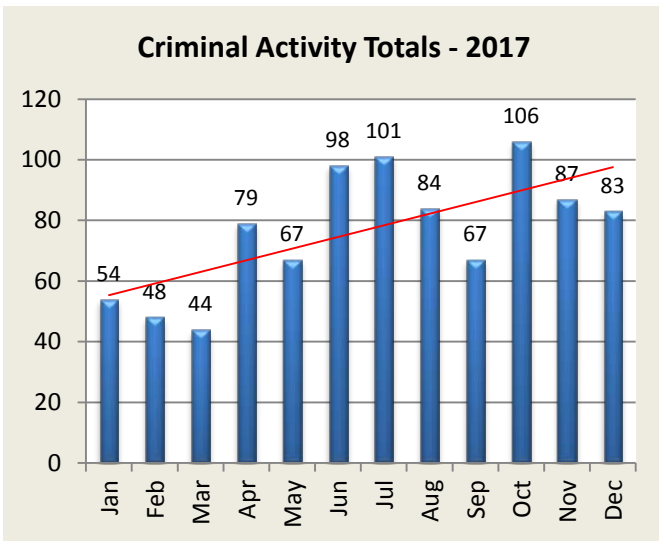
Total Issued	Jan	Feb	Mar	Apr	May	Jun	Jul	Aug	Sep	Oct	Nov	Dec	YTD
2017	281	320	448	461	436	564	639	441	499	404	450	361	5304
2018	396	381	330	414	404	685							2610



CRIMINAL INCIDENTS

Criminal Incidents: Patrol	R2	R3	R4	R5	B2	B3	B4	B5
Larceny	8	21	6	2	3	7	6	2
Vandalism	1	1	1	1	0	2	1	0
MV Theft / Attempt	0	3	0	0	0	1	0	1
Burglary / Attempt	0	0	0	0	0	1	1	0
Assault	2	0	0	0	0	0	1	0
Robbery	0	0	0	0	0	0	0	1

Criminal Activity: Month	Jan	Feb	Mar	Apr	May	Jun	Jul	Aug	Sep	Oct	Nov	Dec	YTD
Larceny - 2017	32	27	26	35	38	65	60	51	39	67	49	50	539
2018	40	31	35	34	48	55							243
Vandalism - 2017	6	8	10	19	12	11	15	13	10	15	15	10	144
2018	5	13	6	11	10	7							52
MV Theft / Attempt - 2017	5	8	3	9	3	3	14	10	4	18	5	10	92
2018	4	3	5	3	4	5							24
Burglary / Attempt - 2017	9	4	3	9	8	15	10	9	7	5	11	8	98
2018	1	11	10	3	6	2							33
Assault - 2017	1	1	2	7	4	3	2	1	4	1	7	5	38
2018	0	1	4	1	0	3							9
Robbery - 2017	1	0	0	0	2	1	0	0	3	0	0	0	7
2018	1	2	3	2	0	3							11
Totals - 2017	54	48	44	79	67	98	101	84	67	106	87	83	918
2018	51	61	63	54	68	75	0	0	0	0	0	0	372



Criminal Arrests by Month	Jan	Feb	Mar	Apr	May	Jun	Jul	Aug	Sep	Oct	Nov	Dec	YTD
Larceny - 2017	30	18	29	25	39	19	35	20	32	33	16	20	316
2018	22	16	29	27	22	22							138
Vandalism - 2017	0	0	0	5	1	0	1	2	5	1	1	1	17
2018	2	2	2	1	2	0							9
MV Theft / Attempt - 2017	0	0	0	0	0	0	0	1	0	0	0	1	2
2018	1	1	1	2	1	1							7
Burglary / Attempt - 2017	4	1	1	4	1	9	5	3	4	16	1	3	52
2018	1	1	5	6	2	0							15
Assault - 2017	2	3	1	5	9	4	3	1	0	2	5	4	39
2018	3	5	3	0	5	4							20
Robbery - 2017	6	0	0	0	1	1	0	0	2	0	0	0	10
2018	0	0	1	2	1	0							4
Total - 2017	42	21	31	39	51	33	44	27	43	52	23	29	435
2018	29	25	41	38	33	27							193

